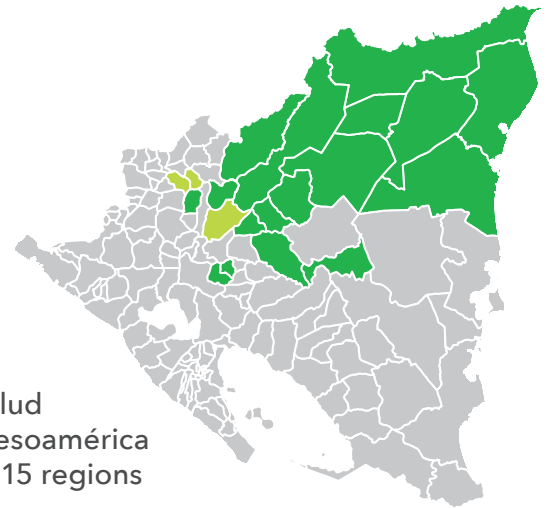


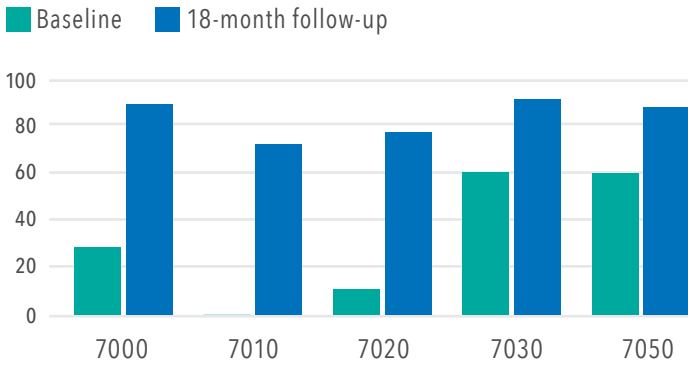
NICARAGUA



Salud Mesoamérica 2015 regions

■ Intervention
■ Control

Nicaragua health facility performance indicators

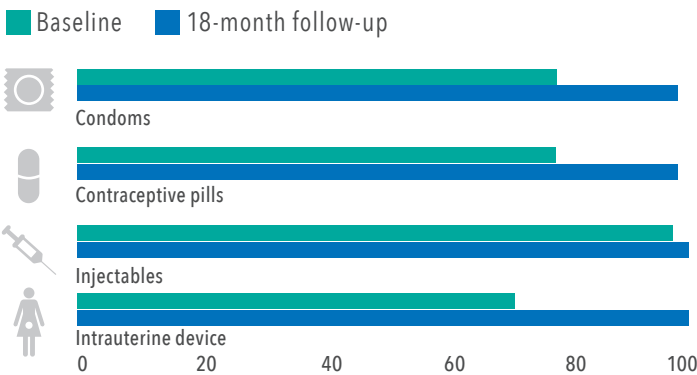


7000 cold chain, 7010 child care, 7020 pre- and post-partum care, 7030 emergency obstetric and neonatal care, 7050 family planning

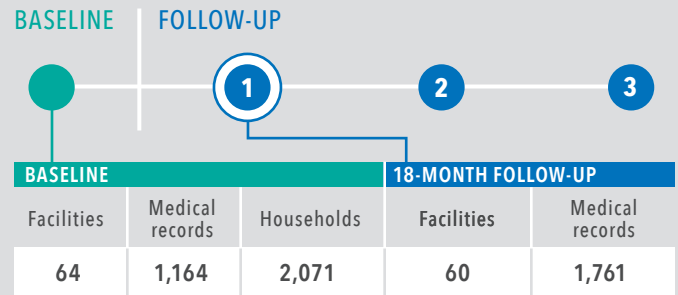
Success stories

7050 availability on day of survey

Availability of modern family planning methods




Study design



7010 selected equipment

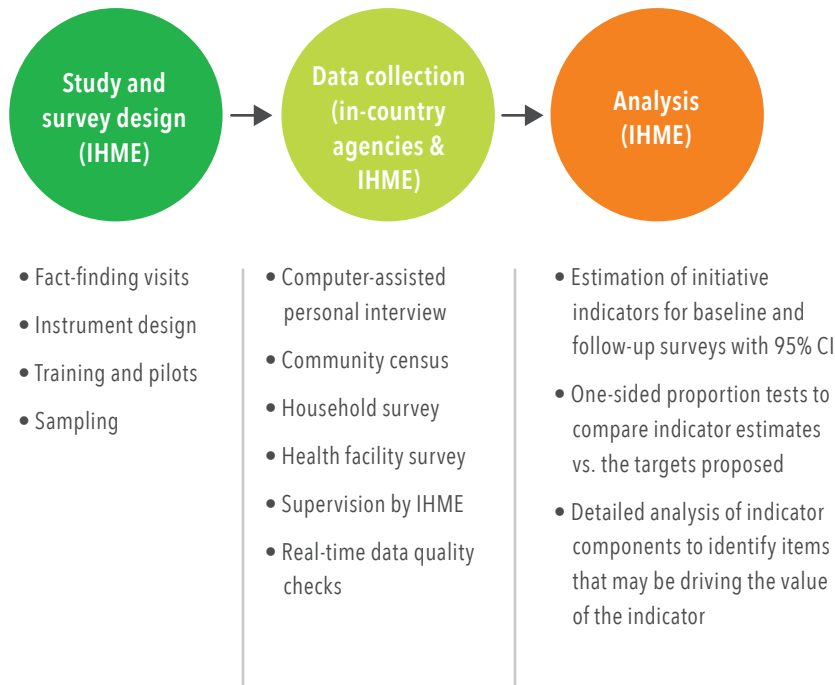
Availability of child health equipment by facility



Source: SM2015 Health Facility Observation Checklist Survey

www.healthdata.org/salud-mesoamerica-2015-initiative

Activity flowchart



Total data collected

Household and school surveys - baseline only

	Intervention	Control
Censuses	69,273	21,260
Households	15,584	4,641
Women	20,796	3,818
Children	17,780	5,225
Students	924	-

Health facility surveys

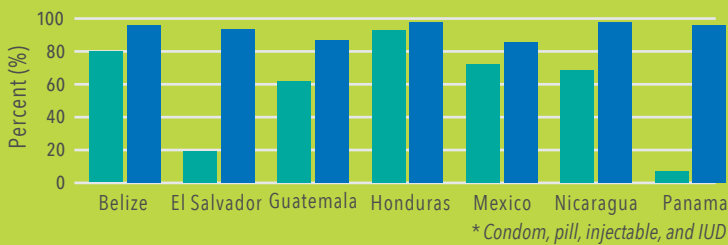
	Baseline		18-month Intervention
	Intervention	Control	
Health facilities	365	114	379
Medical records	6,735	2,365	11,273

Regional success stories from SM2015 interventions

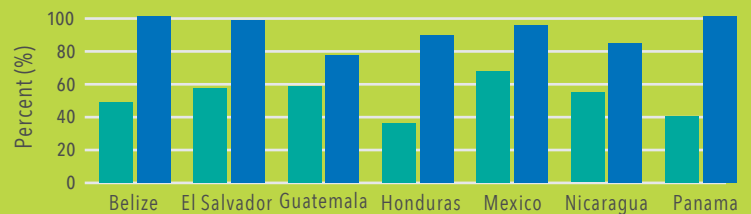
Data from facilities eligible for baseline and 18-month performance indicators

■ Baseline ■ 18-month follow-up

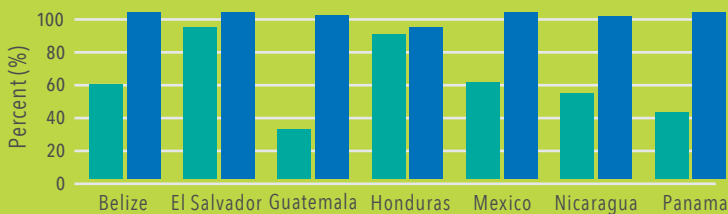
Modern family planning methods available on the day of the survey*



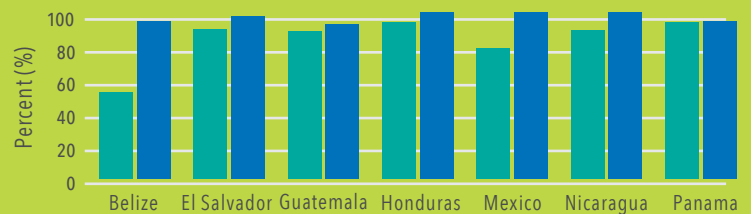
Availability of functional equipment: lamp for pelvic exam



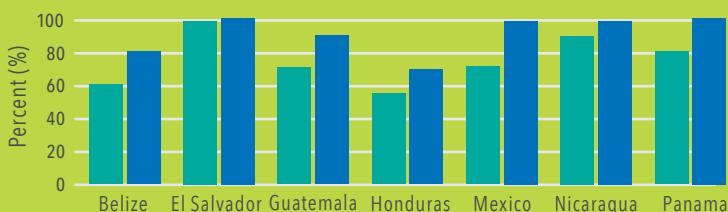
Availability of functional equipment: stethoscope for child care



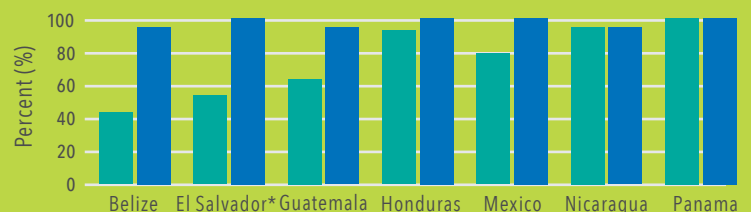
Availability of pharmacy inputs: oral rehydration salts



Availability of functional equipment: standing scale



Availability of pharmacy inputs: albendazole / mebendazole



* Baseline value for El Salvador considers only albendazole

All data from direct observations on the day of the survey.