

COUNTY PROFILE: Avoyelles Parish, Louisiana

US COUNTY PERFORMANCE

The Institute for Health Metrics and Evaluation (IHME) at the University of Washington analyzed the performance of all 3,142 US counties or county-equivalents in terms of life expectancy at birth, mortality rates for select causes, alcohol use, smoking prevalence, obesity prevalence, and recommended physical activity using novel small area estimation techniques and the most up-to-date county-level information.

Explore more results using the interactive US Health Map data visualization (<http://vizhub.healthdata.org/subnational/usa>).

FINDINGS: LIFE EXPECTANCY

| Sex | Avoyelles Parish | Louisiana | National | National rank | % change 1980-2014 |
|--------|------------------|-----------|----------|---------------|--------------------|
| Female | 77.3 | 78.6 | 81.5 | 2857 | +0.9 |
| Male | 71.0 | 73.1 | 76.7 | 2959 | +4.6 |

life expectancy at birth (years), 2014

Fig. 1: Female life expectancy, 2014

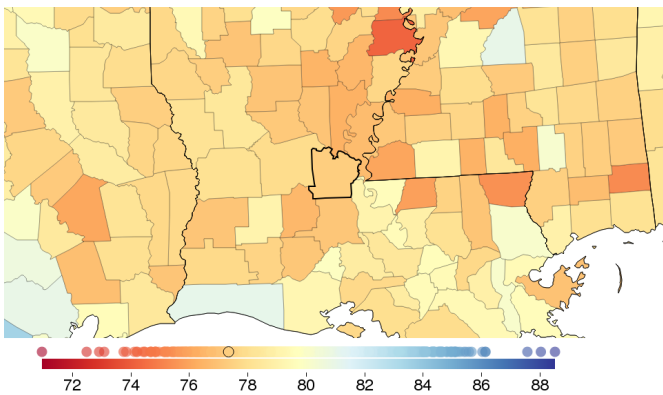
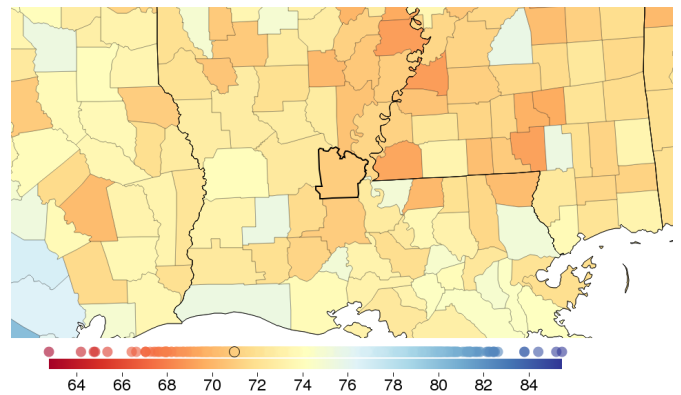


Fig. 2: Male life expectancy, 2014



FINDINGS: ALL-CAUSE MORTALITY

| Sex | Avoyelles Parish | Louisiana | National | National rank | % change 1980-2014 |
|--------|------------------|-----------|----------|---------------|--------------------|
| Female | 917.8 | 817.9 | 667.8 | 2888 | +4.2 |
| Male | 1359.9 | 1161.0 | 930.1 | 2981 | -13.9 |

rate per 100,000 population, age-standardized, 2014

Fig. 3: Female all-cause mortality, 2014

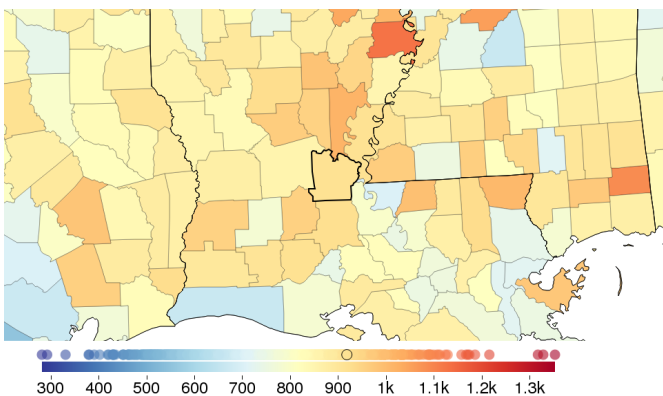
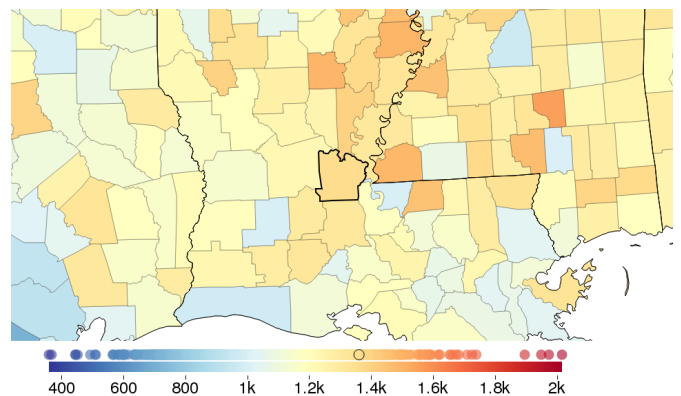


Fig. 4: Male all-cause mortality, 2014



FINDINGS: ISCHEMIC HEART DISEASE

| Sex | Avoyelles Parish | Louisiana | National | National rank | % change 1980-2014 |
|--------|------------------|-----------|----------|---------------|--------------------|
| Female | 196.3 | 149.8 | 124.9 | 2861 | -33.7 |
| Male | 355.7 | 234.0 | 191.5 | 3098 | -38.6 |

rate per 100,000 population, age-standardized, 2014

Fig. 5: Female ischemic heart disease, 2014

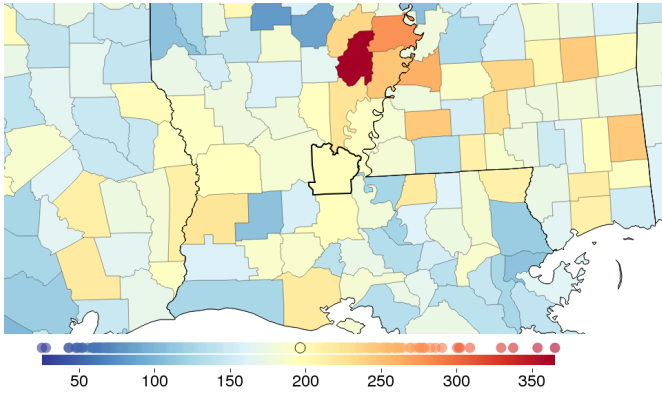
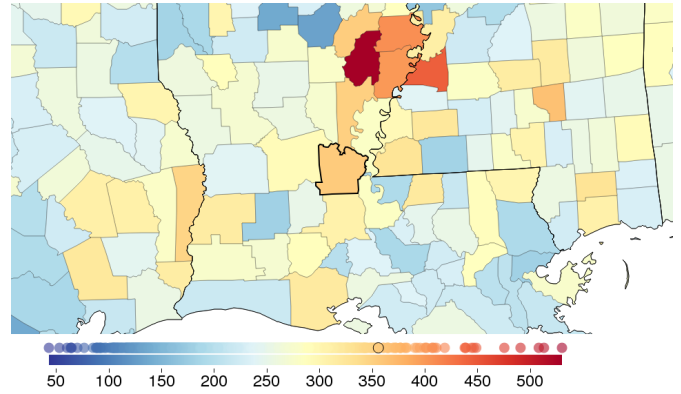


Fig. 6: Male ischemic heart disease, 2014



FINDINGS: CEREBROVASCULAR DISEASE (STROKE)

| Sex | Avoyelles Parish | Louisiana | National | National rank | % change 1980-2014 |
|--------|------------------|-----------|----------|---------------|--------------------|
| Female | 59.8 | 53.5 | 47.4 | 2408 | -33.1 |
| Male | 62.0 | 56.9 | 48.8 | 2505 | -47.7 |

rate per 100,000 population, age-standardized, 2014

Fig. 7: Female cerebrovascular disease (stroke), 2014

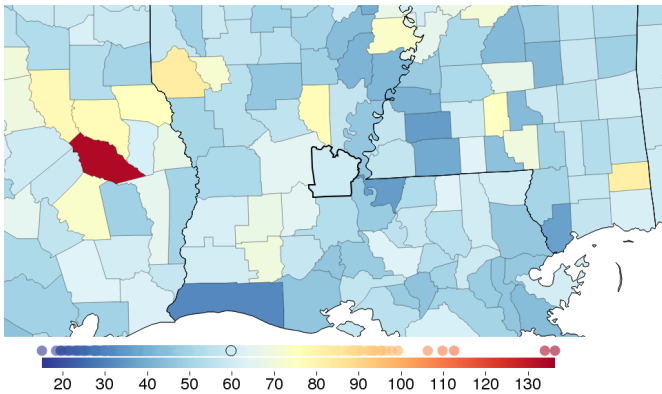
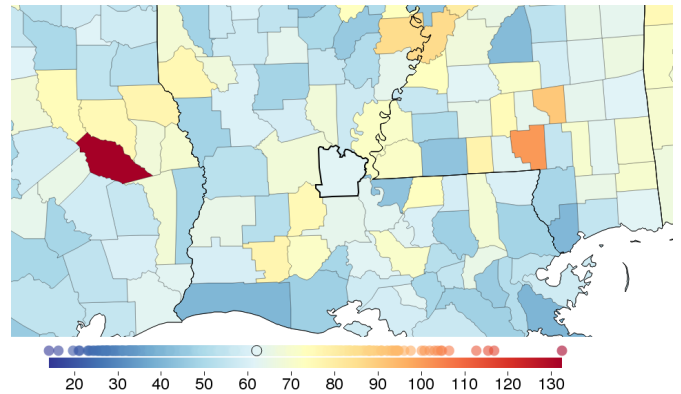


Fig. 8: Male cerebrovascular disease (stroke), 2014



FINDINGS: TRACHEAL, BRONCHUS, AND LUNG CANCER

| Sex | Avoyelles Parish | Louisiana | National | National rank | % change 1980-2014 |
|--------|------------------|-----------|----------|---------------|--------------------|
| Female | 54.1 | 50.3 | 43.8 | 2215 | +85.1 |
| Male | 118.4 | 89.7 | 67.6 | 2884 | -4.7 |

rate per 100,000 population, age-standardized, 2014

Fig. 9: Female tracheal, bronchus, and lung cancer, 2014

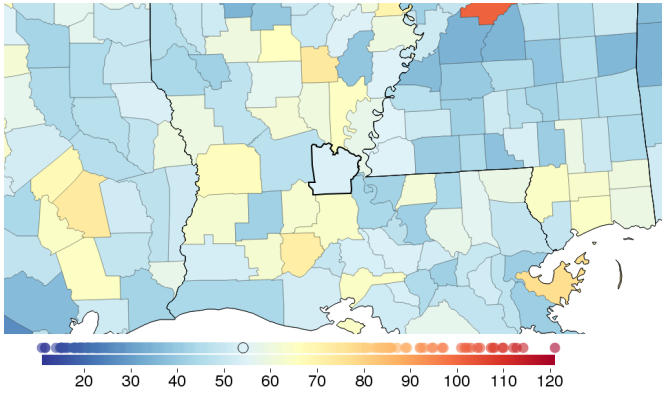
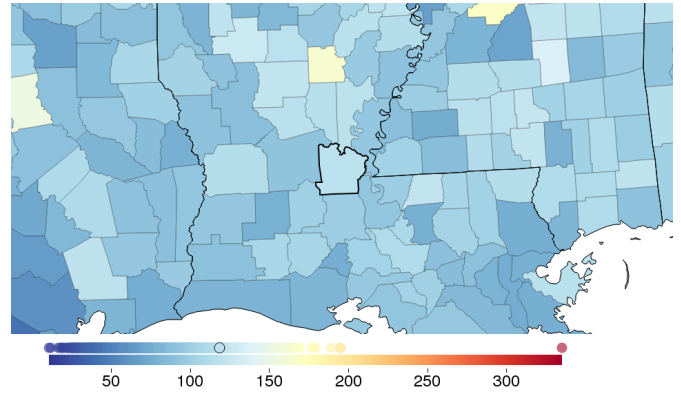


Fig. 10: Male tracheal, bronchus, and lung cancer, 2014



FINDINGS: BREAST CANCER

| Sex | Avoyelles Parish | Louisiana | National | National rank | % change 1980-2014 |
|--------|------------------|-----------|----------|---------------|--------------------|
| Female | 33.8 | 31.7 | 25.9 | 3013 | +18.8 |
| Male | 0.4 | 0.5 | 0.3 | 2903 | +0.6 |

rate per 100,000 population, age-standardized, 2014

Fig. 11: Female breast cancer, 2014

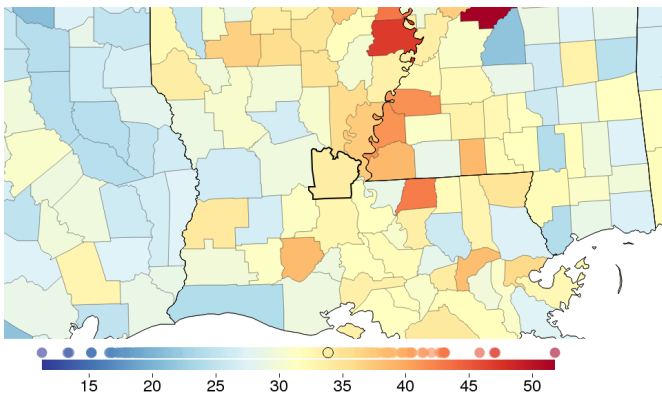
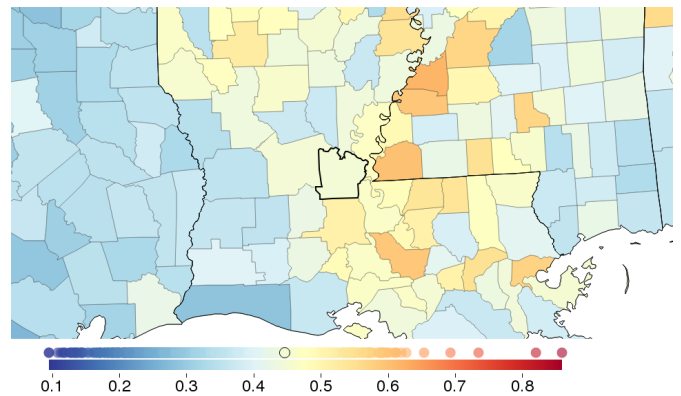


Fig. 12: Male breast cancer, 2014



FINDINGS: MALIGNANT SKIN MELANOMA

| Sex | Avoyelles Parish | Louisiana | National | National rank | % change 1980-2014 |
|--------|------------------|-----------|----------|---------------|--------------------|
| Female | 2.0 | 1.5 | 1.9 | 1162 | +1.3 |
| Male | 3.9 | 3.7 | 4.5 | 537 | +30.2 |

rate per 100,000 population, age-standardized, 2014

Fig. 13: Female malignant skin melanoma, 2014

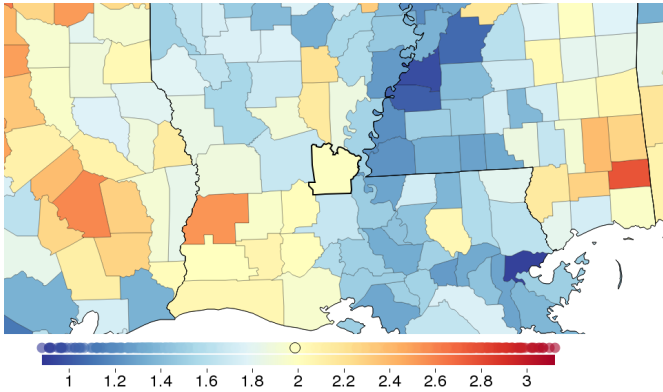
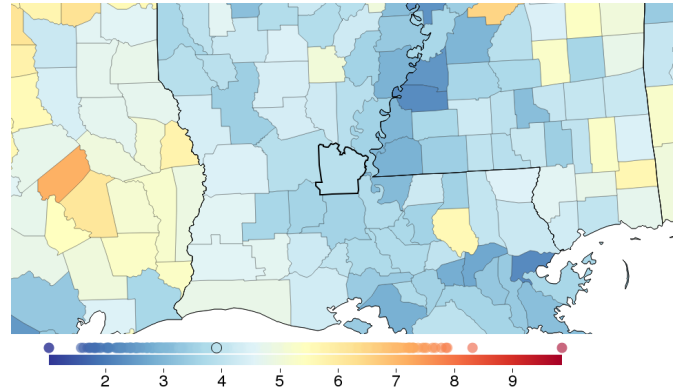


Fig. 14: Male malignant skin melanoma, 2014



FINDINGS: DIABETES, UROGENITAL, BLOOD, AND ENDOCRINE DISEASES MORTALITY

| Sex | Avoyelles Parish | Louisiana | National | National rank | % change 1980-2014 |
|--------|------------------|-----------|----------|---------------|--------------------|
| Female | 76.6 | 73.7 | 49.6 | 2775 | +17.3 |
| Male | 73.4 | 88.9 | 63.8 | 1975 | +11.9 |

rate per 100,000 population, age-standardized, 2014

Fig. 15: Female diabetes, urogenital, blood, and endocrine diseases mortality, 2014

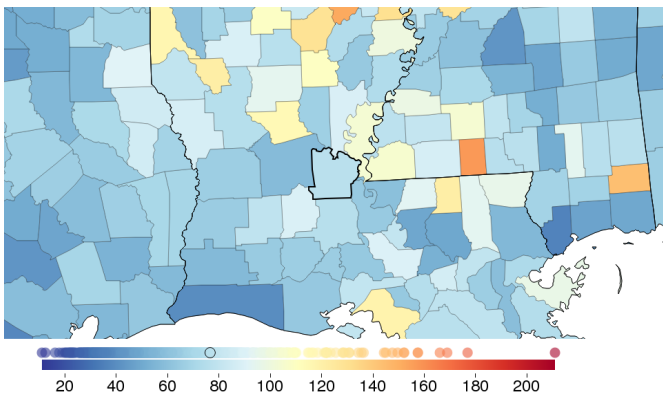
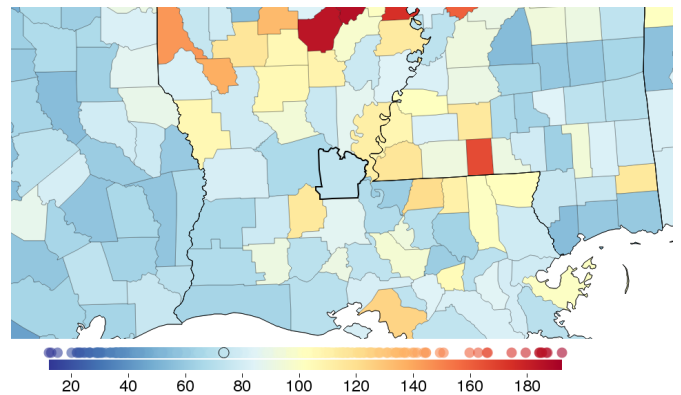


Fig. 16: Male diabetes, urogenital, blood, and endocrine diseases mortality, 2014



FINDINGS: SELF-HARM AND INTERPERSONAL VIOLENCE MORTALITY

| Sex | Avoyelles Parish | Louisiana | National | National rank | % change 1980-2014 |
|--------|------------------|-----------|----------|---------------|--------------------|
| Female | 11.4 | 11.8 | 9.0 | 2229 | -10.3 |
| Male | 42.2 | 44.0 | 30.9 | 2563 | +6.6 |

rate per 100,000 population, age-standardized, 2014

Fig. 17: Female self-harm and interpersonal violence mortality, 2014

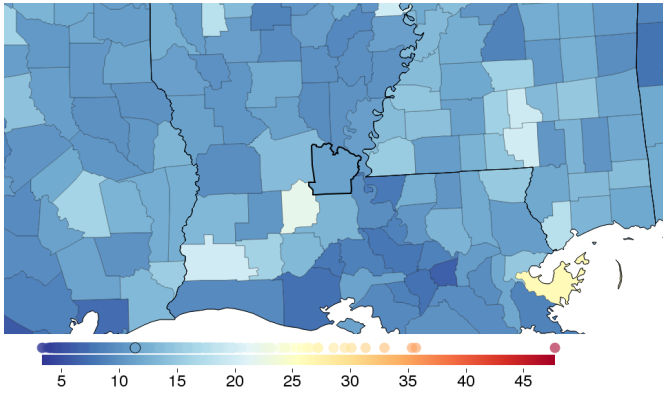
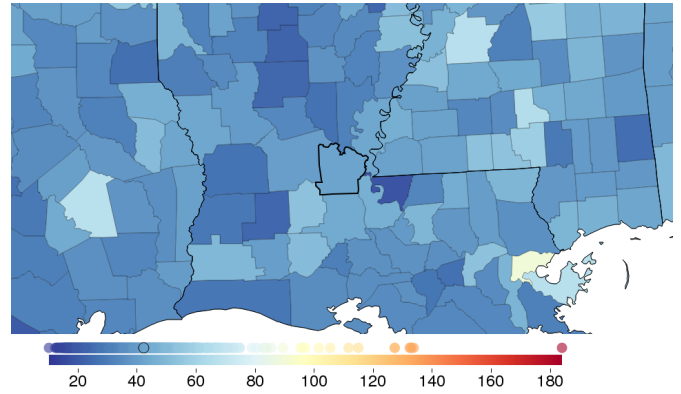


Fig. 18: Male self-harm and interpersonal violence mortality, 2014



FINDINGS: TRANSPORT INJURIES MORTALITY

| Sex | Avoyelles Parish | Louisiana | National | National rank | % change 1980-2014 |
|--------|------------------|-----------|----------|---------------|--------------------|
| Female | 15.3 | 12.7 | 8.1 | 1970 | -4.2 |
| Male | 47.3 | 32.0 | 19.8 | 2752 | -19.1 |

rate per 100,000 population, age-standardized, 2014

Fig. 19: Female transport injuries mortality, 2014

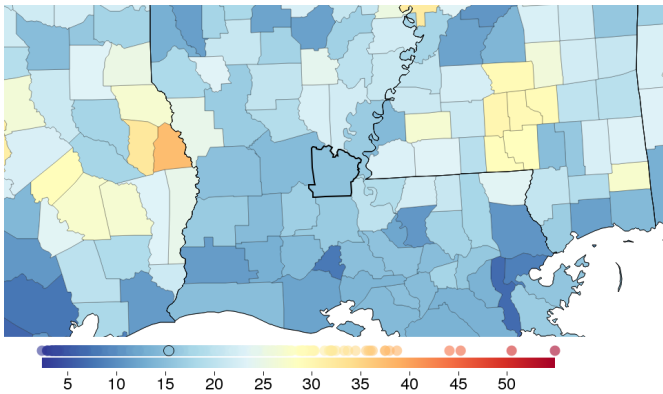
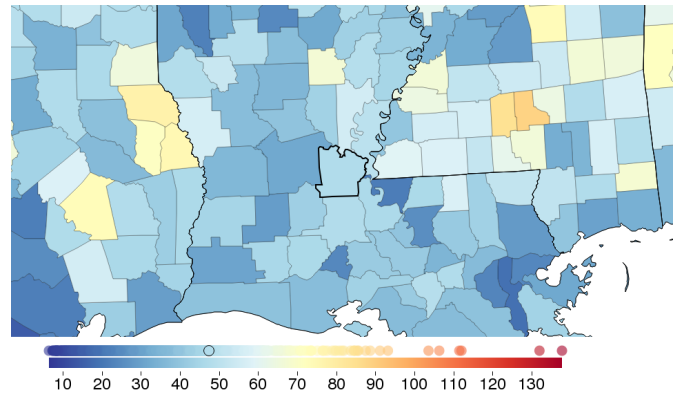


Fig. 20: Male transport injuries mortality, 2014



FINDINGS: MENTAL AND SUBSTANCE USE DISORDERS MORTALITY

| Sex | Avoyelles Parish | Louisiana | National | National rank | % change 1980-2014 |
|--------|------------------|-----------|----------|---------------|--------------------|
| Female | 10.5 | 9.6 | 8.2 | 2271 | +731.8 |
| Male | 18.2 | 21.6 | 18.7 | 1997 | +433.5 |

rate per 100,000 population, age-standardized, 2014

Fig. 21: Female mental and substance use disorders mortality, 2014

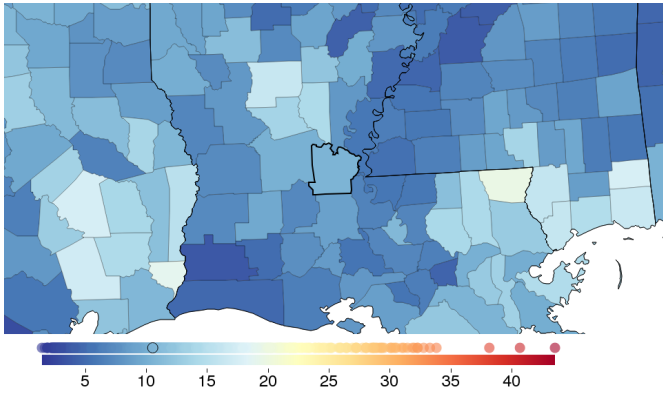
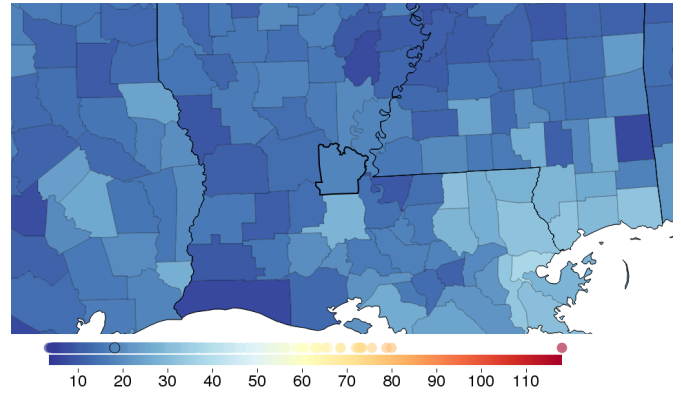


Fig. 22: Male mental and substance use disorders mortality, 2014



FINDINGS: CIRRHOSIS AND OTHER CHRONIC LIVER DISEASES MORTALITY

| Sex | Avoyelles Parish | Louisiana | National | National rank | % change 1980-2014 |
|--------|------------------|-----------|----------|---------------|--------------------|
| Female | 13.3 | 12.9 | 11.8 | 1873 | +38.6 |
| Male | 27.9 | 26.0 | 22.2 | 2378 | +31.3 |

rate per 100,000 population, age-standardized, 2014

Fig. 23: Female cirrhosis and other chronic liver diseases mortality, 2014

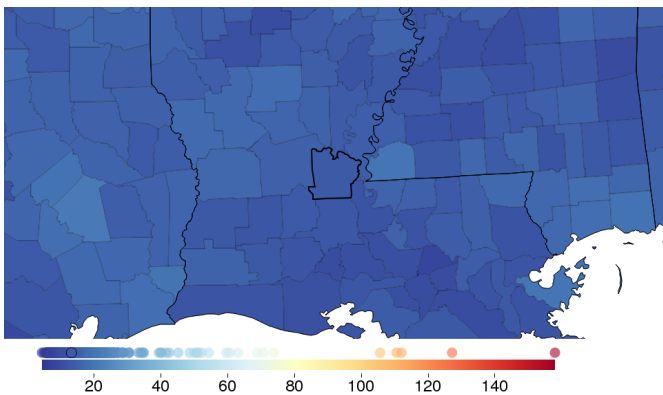
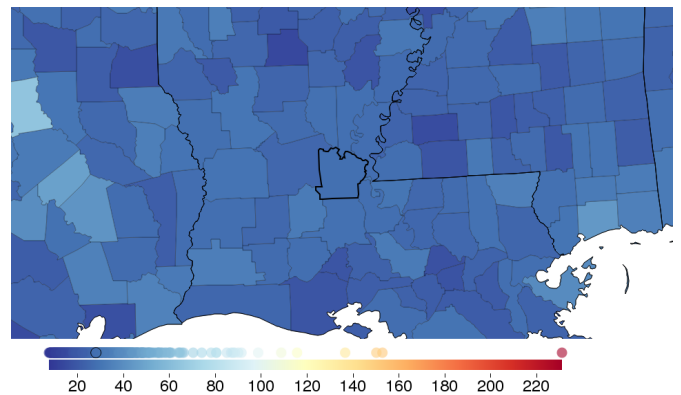


Fig. 24: Male cirrhosis and other chronic liver diseases mortality, 2014



FINDINGS: HEAVY DRINKING

| Sex | Avoyelles Parish | Louisiana | National | National rank | % change 2005-2012 |
|--------|------------------|-----------|----------|---------------|--------------------|
| Female | 5.1 | 6.1 | 6.7 | 1584 | +71.0 |
| Male | 13.3 | 10.9 | 9.9 | 2657 | +33.7 |

prevalence (%), age-standardized, 2012

Fig. 25: Female heavy drinking, 2012

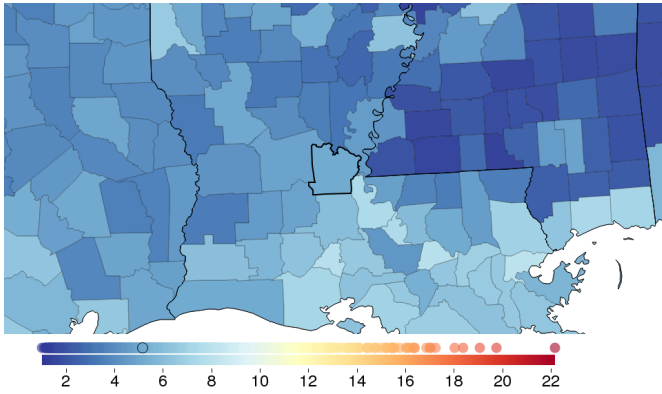
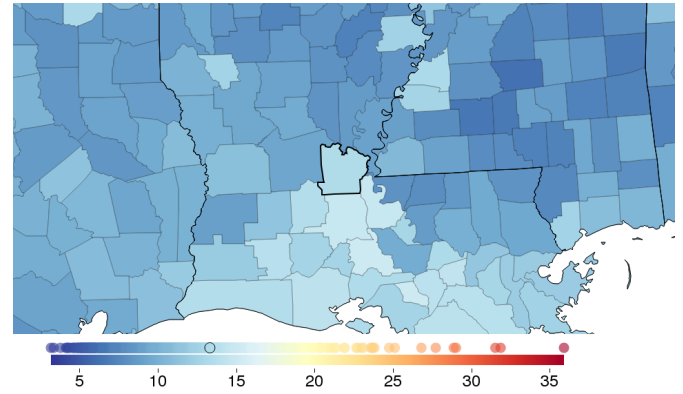


Fig. 26: Male heavy drinking, 2012



FINDINGS: BINGE DRINKING

| Sex | Avoyelles Parish | Louisiana | National | National rank | % change 2002-2012 |
|--------|------------------|-----------|----------|---------------|--------------------|
| Female | 10.5 | 11.3 | 12.4 | 1457 | +14.6 |
| Male | 27.5 | 25.4 | 24.5 | 2164 | +13.7 |

prevalence (%), age-standardized, 2012

Fig. 27: Female binge drinking, 2012

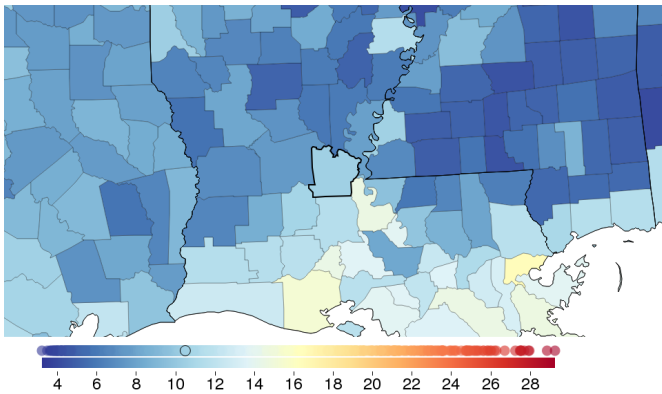
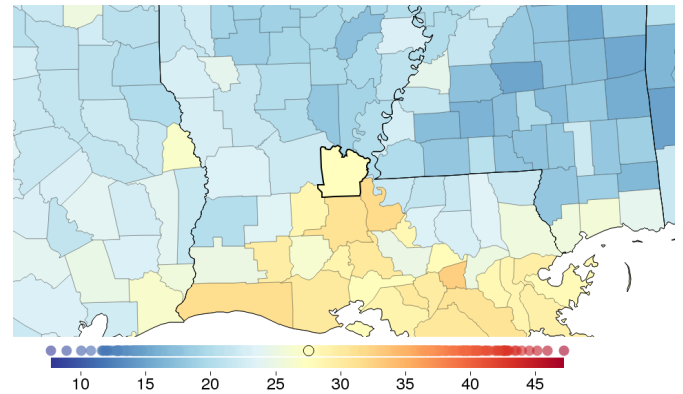


Fig. 28: Male binge drinking, 2012



FINDINGS: SMOKING

| Sex | Avoyelles Parish | Louisiana | National | National rank | % change 1996-2012 |
|--------|------------------|-----------|----------|---------------|--------------------|
| Female | 27.1 | 22.1 | 17.9 | 2824 | +3.6 |
| Male | 33.5 | 27.9 | 22.2 | 3073 | +0.4 |

prevalence (%), age-standardized, 2012

Fig. 29: Female smoking, 2012

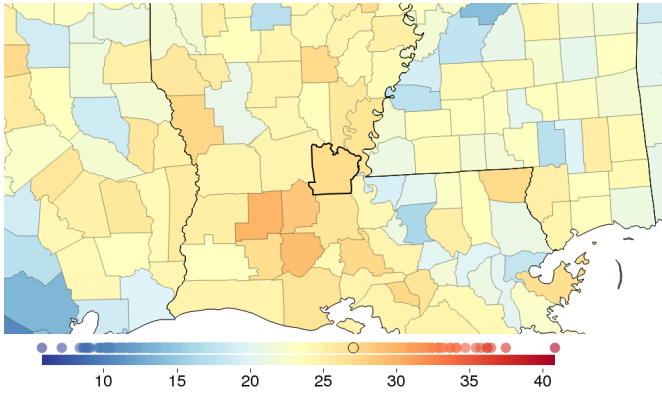
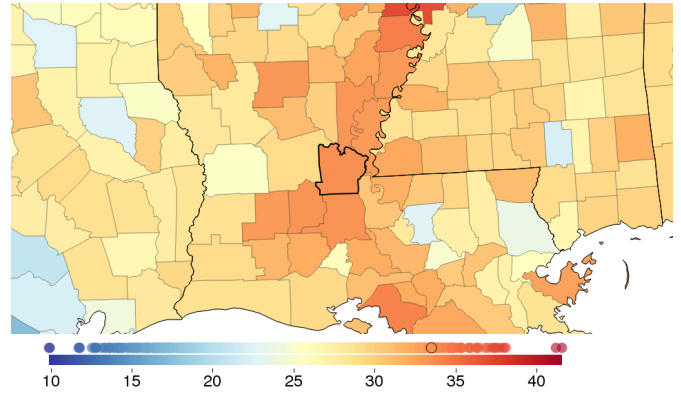


Fig. 30: Male smoking, 2012



FINDINGS: OBESITY

| Sex | Avoyelles Parish | Louisiana | National | National rank | % change 2001-2011 |
|--------|------------------|-----------|----------|---------------|--------------------|
| Female | 46.9 | 41.7 | 36.1 | 2888 | +22.9 |
| Male | 44.4 | 39.4 | 33.8 | 3114 | +35.7 |

prevalence (%), age-standardized, 2011

Fig. 31: Female obesity, 2011

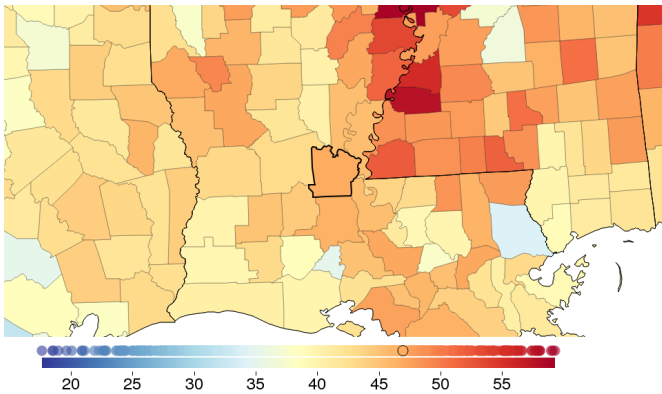
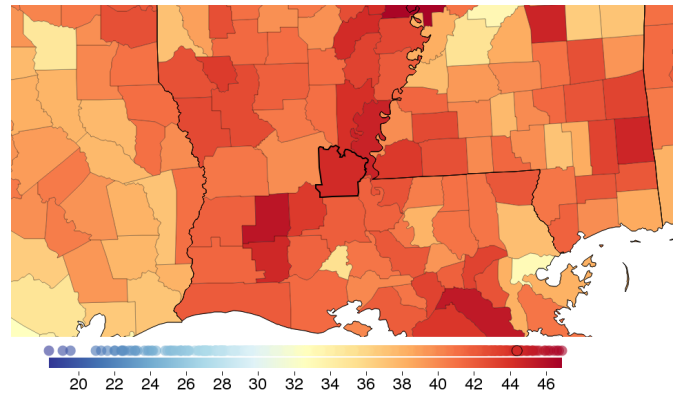


Fig. 32: Male obesity, 2011



FINDINGS: RECOMMENDED PHYSICAL ACTIVITY

| Sex | Avoyelles Parish | Louisiana | National | National rank | % change 2001-2011 |
|--------|------------------|-----------|----------|---------------|--------------------|
| Female | 38.7 | 42.8 | 52.6 | 2895 | +28.7 |
| Male | 44.0 | 49.8 | 56.3 | 2918 | +14.3 |

prevalence (%), age-standardized, 2011

Fig. 33: Female recommended physical activity, 2011

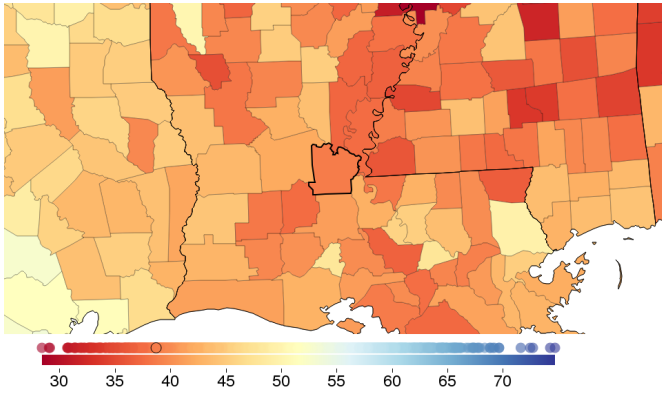
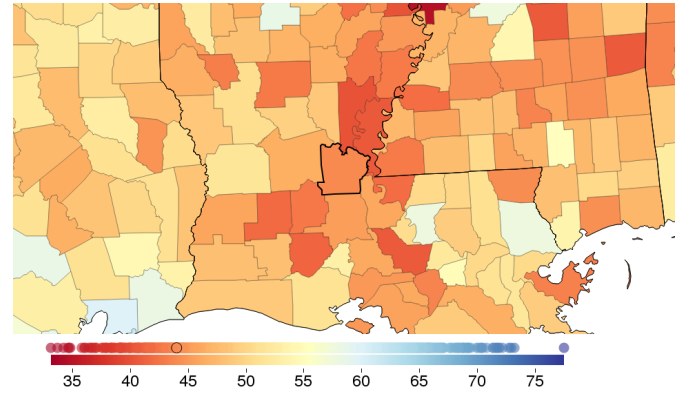


Fig. 34: Male recommended physical activity, 2011



CITATION:

Institute for Health Metrics and Evaluation (IHME),
US County Profile: Avoyelles Parish, Louisiana.
Seattle, WA: IHME, 2016.

Institute for Health Metrics and Evaluation
2301 Fifth Ave., Suite 600
Seattle, WA 98121 USA

Telephone: +1-206-897-2800
E-mail: engage@healthdata.org
www.healthdata.org

