

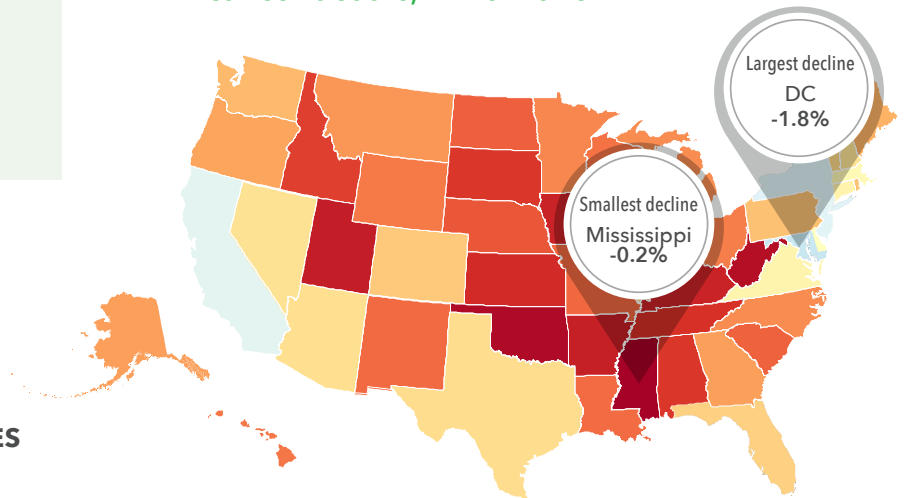
# Cancer in the US

FINDINGS FROM THE GLOBAL BURDEN OF DISEASE STUDY

## DEATHS FROM CANCER NATIONWIDE

<b>1990</b>	<b>2016</b>
<b>516,073</b>	<b>685,162</b>

## % change per year in cancer deaths, 1990-2016



## Top 5 and bottom 5 states and DC, ranked by years of life lost, 2016<sup>1</sup>

### LOWEST RATES

- 1 Utah
- 2 Colorado
- 3 California
- 4 Hawaii
- 5 Connecticut

### HIGHEST RATES

- 47 Arkansas
- 48 Alabama
- 49 Kentucky
- 50 West Virginia
- 51 Mississippi

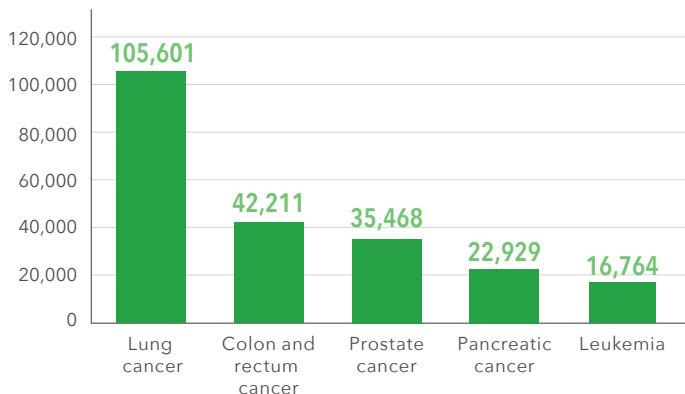
<sup>1</sup>Rates per 100,000 are adjusted for differences in ages and population size across states.

## HOW CAN WE ADDRESS CANCER IN THE US?

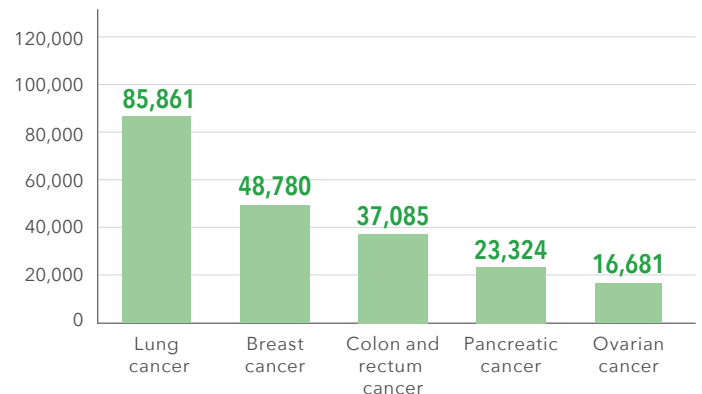
By expanding access to cancer screening and quality care

## Cancers that kill the most people

### Cancer deaths in males, 2016



### Cancer deaths in females, 2016

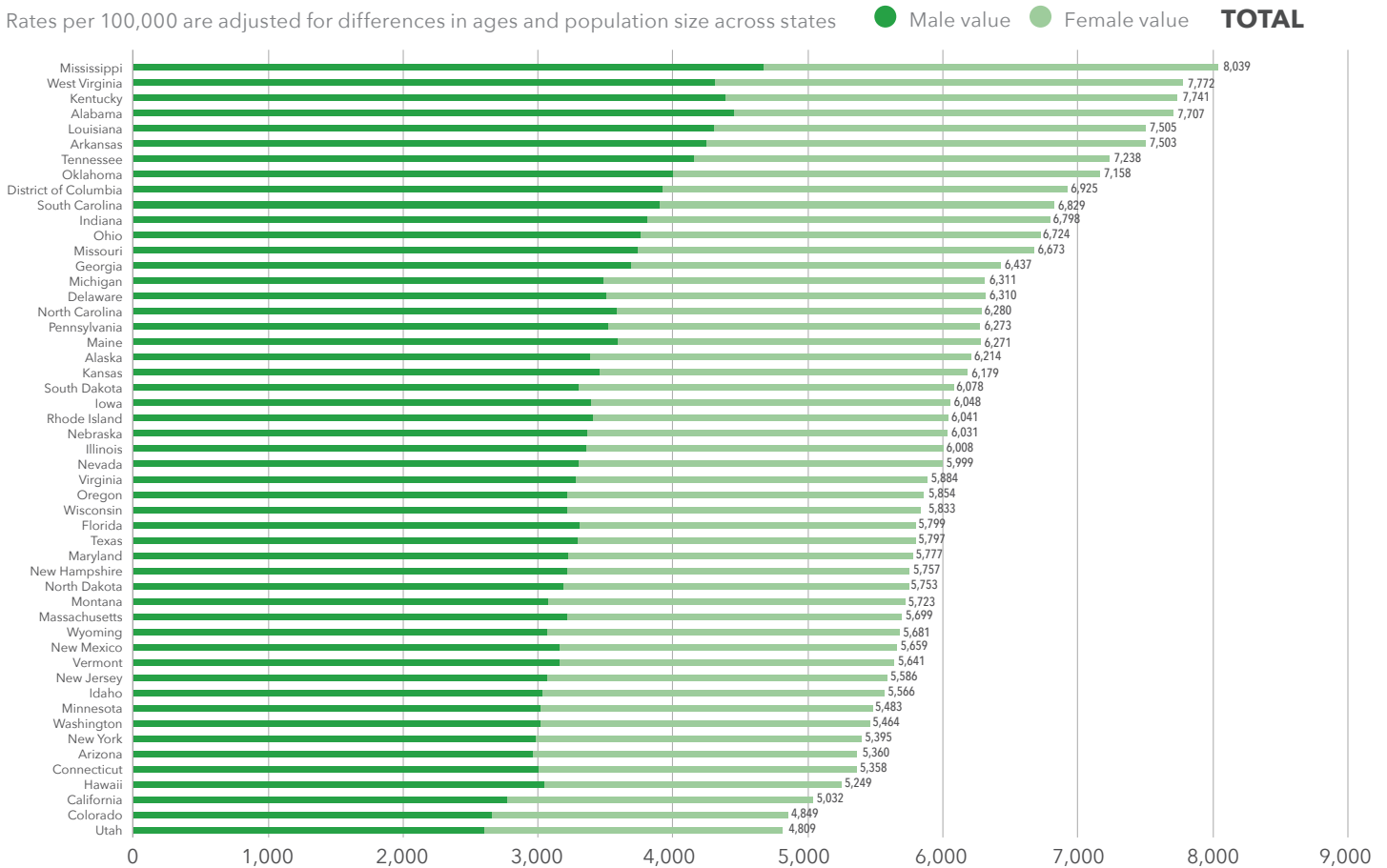


## Lives cut short by cancer across the US

GBD tracks the years of life lost when people die early due to cancer. For example, when a woman dies from cancer at age 60, and she could have been expected to live until age 85, she loses 25 years of life. Adding up all the years lost from early deaths like this one gives us “years of life lost.”

### Years of life lost due to cancer, 2016

Rates per 100,000 are adjusted for differences in ages and population size across states



### About IHME

IHME is an independent health research center at the University of Washington in Seattle. It is a leading health metrics organization in the world. Its work includes studies of US health spending, health in all 3,142 US counties, future health scenarios, and a pilot effort to map health at the census tract level. IHME plans to expand its US research in the future. Results from IHME research are made freely available to the public.

#### FOR MORE INFORMATION, CONTACT:

**Katie Leach-Kemon**

Policy Translation Manager

katielk@uw.edu

+1-206-897-2839

### Who uses this research?

The US National Institutes of Health is using GBD research to decide where to invest their research dollars.

Public Health England used GBD to determine the seven priorities outlined in their strategic plan.

The Bill & Melinda Gates Foundation says that “GBD sets the compass” for their work.