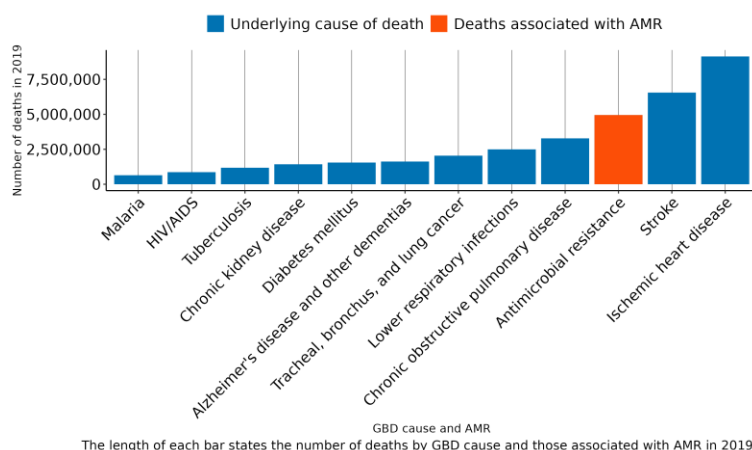


# The burden of antimicrobial resistance (AMR) in Belgium

## AMR represents a global challenge

- **4.95 million** people who died in 2019 suffered from drug-resistant infections.
- AMR directly caused **1.27 million** of those deaths.
- **1 in 5** of those deaths occurred among children under 5 years old.

Figure 1 Global number of deaths by GBD cause and those associated with AMR

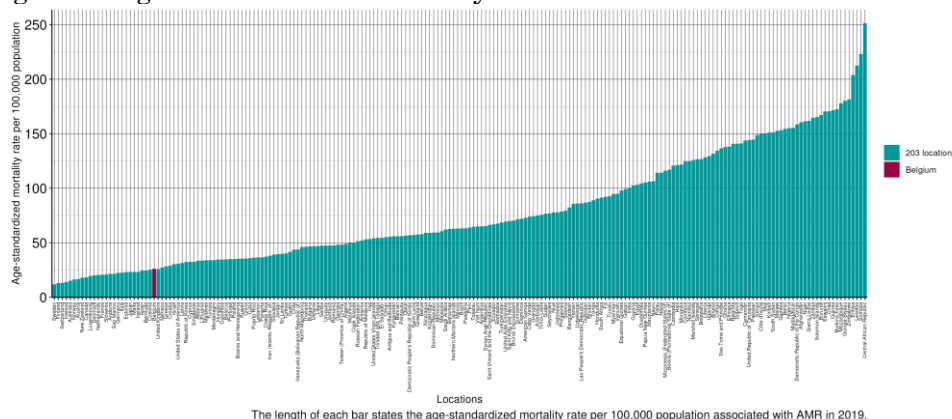


The length of each bar states the number of deaths by GBD cause and those associated with AMR in 2019.

## AMR burden in Belgium

- In **Belgium** in 2019, there were **1,400** deaths attributable to AMR and **6,800** deaths associated with AMR.
- **Belgium has the 26th lowest** age-standardized mortality rate per 100,000 population associated with AMR across 204 countries.

Figure 2. Age-standardized mortality rate associated with AMR in 2019 for 204 locations

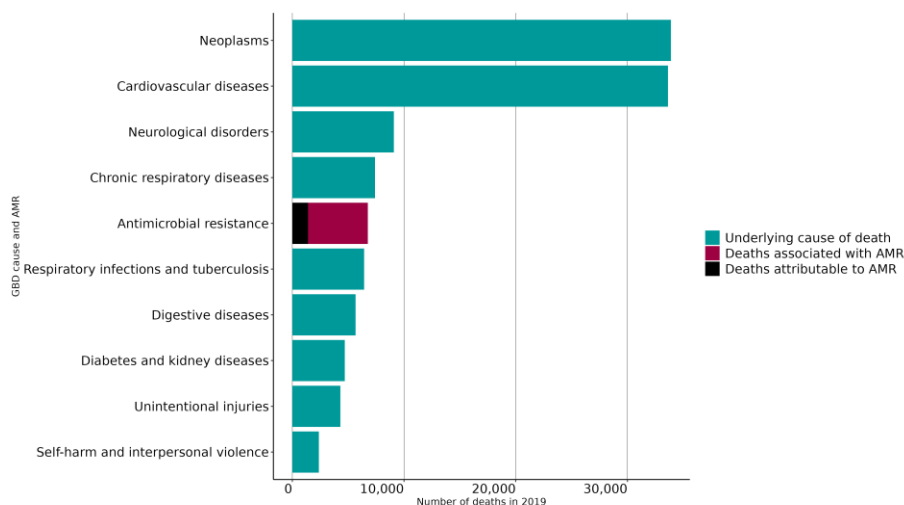


The length of each bar states the age-standardized mortality rate per 100,000 population associated with AMR in 2019.

- In the GBD region of **Western Europe**, **Belgium has the 7th highest** age-standardized mortality across **24** countries.

- The number of AMR deaths in **Belgium** is higher than deaths from **respiratory infections and tuberculosis, digestive diseases, diabetes and kidney diseases, unintentional injuries, and self-harm and interpersonal violence.**

Figure 3. Placing AMR in context with other causes of death in 2019, Belgium



The length of each bar states the number of deaths by GBD cause and those associated with/attribution to AMR in 2019.

- There are five pathogens to be aware of in **Belgium** (number of deaths associated with AMR in parentheses): *Escherichia coli* (2,200), *Staphylococcus aureus* (1,400), *Klebsiella pneumoniae* (630), *Enterococcus faecium* (564), and *Pseudomonas aeruginosa* (451).
- These commonly caused **bloodstream infections, peritoneal and intra-abdominal infections, urinary tract infections and pyelonephritis, lower respiratory infections and all related infections in the thorax, and endocarditis and other cardiac infections.**
- According to the Tracking AMR Country Self-Assessment Survey (TrACSS)1], “**a National AMR action plan has financial provision in national budget**” in **Belgium**. The next step is that the plan should be “**continuously under monitoring and evaluation**” in the short term, and this data should be used to ensure this progression.

1 World Health Organization (WHO). TrACSS 2021-2022 [Internet]. [cited 2023 Feb 16]. Available from: <https://amrcountryprogress.org/download/AMR-self-assessment-survey-responses-2020-2021.xlsx>

**Addendum: A summary of data sources for Belgium**

In total, 471 million individual records or isolates covering 7,585 study-location-years were used as input data to our estimation process to develop the most comprehensive set of AMR estimates to date. A subset of data pertinent to this country is shown below, and as our analyses depend on reliable data sources, there is a need to improve this in the future. Going forward, new strategies for data preparation, implementation of more usable data, and inclusion of new systematic literature reviews will result in an enhanced overall analysis. Specific policies that will improve AMR surveillance and link outcomes with resistance data will help us improve this research endeavor. If we expand the quantity and quality of data in this country (but also worldwide), we are confident that future iterations of these estimates (but also those of other research groups) will be able to assess the effect of AMR even more precisely and help tailor optimal approaches to ever-increasing threat of antibiotic resistance.

Table 1. Data inputs for Belgium by source type

Source type	Sample size	Sample size units
Literature studies	852	Cases/isolates/susceptibility tests
Microbial or laboratory data with/without outcome	885,567	Isolates
Single drug resistance profile data	1,004	Antibiotic susceptibility test

## More information

### *About GRAM:*

The purpose of the Global Research on AntiMicrobial resistance (GRAM) project is to **generate accurate and timely estimates of the magnitude and trends in antimicrobial resistance (AMR) burden** across the world, which can be used to inform treatment guidelines and agendas for decision-making and research, detect emerging problems and monitor trends to inform global strategies, as well as facilitate the assessment of interventions over time.

GRAM is the flagship project of the University of Oxford–IHME Strategic Partnership. GRAM was launched with support from the United Kingdom Department of Health and Social Care’s Fleming Fund, the Wellcome Trust, and the Bill & Melinda Gates Foundation.

### *All resources:*

For all resources on AMR analysis at IHME, visit <https://www.healthdata.org/antimicrobial-resistance>.

Further details are available on our [FAQ page](#)

### *Data sources:*

To download the list of data input sources by country, and AMR results by region, visit the [Global Health Data Exchange \(GHDx\)](#).

### *Contact us:*

- For inquiries about the analysis and questions from government officials, health departments, or research institutions: [engage@healthdata.org](mailto:engage@healthdata.org)
- For media-related inquiries: [media@healthdata.org](mailto:media@healthdata.org)
- IHME social media handles:
- **Twitter:** @IHME\_UW
- **Facebook:** <https://www.facebook.com/IHMEUW>
- **LinkedIn:** <https://www.linkedin.com/company/institute-for-health-metrics-and-evaluation>