

Health and wellness insights

Türkiye

Life satisfaction
45.7%

Of respondents in Türkiye are satisfied or very satisfied with life.

Food insecurity
28.1%

Of respondents in Türkiye sometimes or often don't have enough to eat.

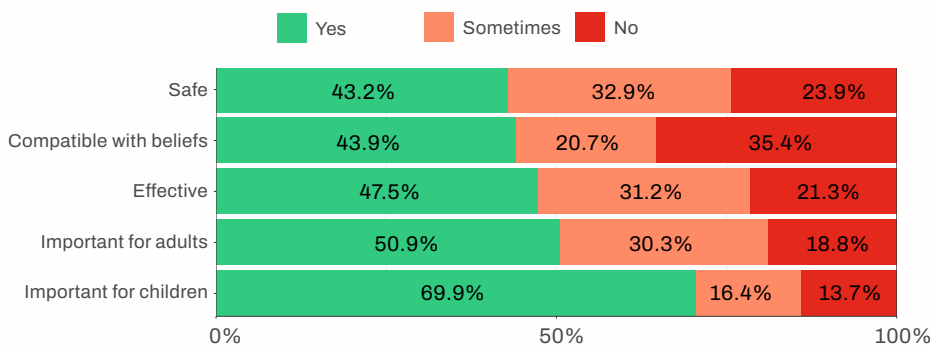
Delayed health care
32.9%

Of respondents in Türkiye with health conditions could not receive care in the last six months.

Vaccines

Vaccine confidence

Are vaccines safe, effective, important for children and adults, and compatible with your personal beliefs?



A bar graph showing the percentage of people in Türkiye who said yes, sometimes, or no to whether vaccines are safe, effective, important for children and adults, and compatible with personal beliefs. Data are from the Pandemic Recovery Survey. For more information, visit www.healthdata.org/node/10700.

CHILDHOOD VACCINES

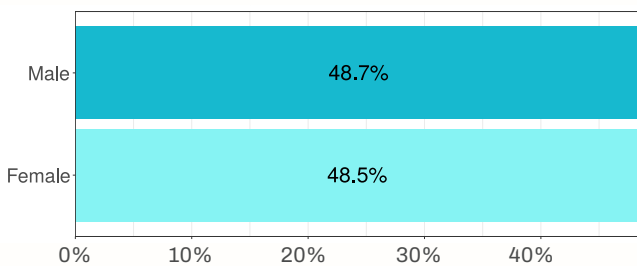
Among parents of children under age 6, 22.8% reported that their child was not up to date on routine vaccines.

Those most likely to have their child fully vaccinated and intend to vaccinate in the future came from more financially stable households.

Income

Changes in income by gender.

Proportion of respondents by gender who reported having lower income now than before the pandemic.



A bar graph of the proportion of female and male respondents who reported lower income now than before the pandemic. There were not enough responses from respondents who identified as non-binary to report in this bar graph. Data are from the Pandemic Recovery Survey. For more information, visit www.healthdata.org/node/10700.

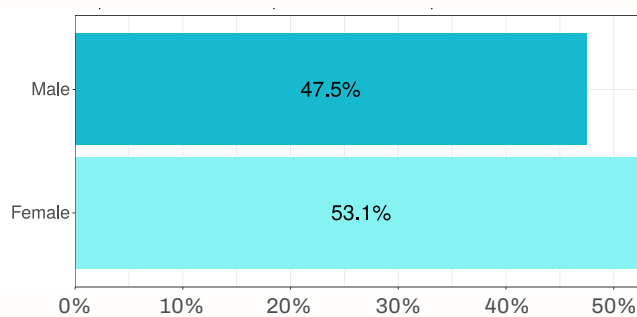
HOUSEHOLD INCOME

In total, 48.4% of respondents from Türkiye reported lower household income now than before the pandemic.

Education

Decrease in academic skill by student gender.

Proportion of students who experienced lower than expected math skills.



A bar graph showing the proportion of students by gender who experienced lower than expected math skills. Data are from the Pandemic Recovery Survey. For more information, visit www.healthdata.org/node/10700.

DROPOUT RATES

11.4% of students in Türkiye dropped out of school during the pandemic.

The top reason for dropping out of school besides graduating was that they could no longer afford it.



Survey size

Over 621,000 responses from 21 countries, with **12,859** responses from Türkiye.



Reasons for delayed care

The most common reason for not receiving care was **inability to pay** (11.2%) followed by health facility closed or not accessible.



Trust

People in Türkiye considered **health professionals** the most trustworthy and considered the electoral system the least trustworthy.