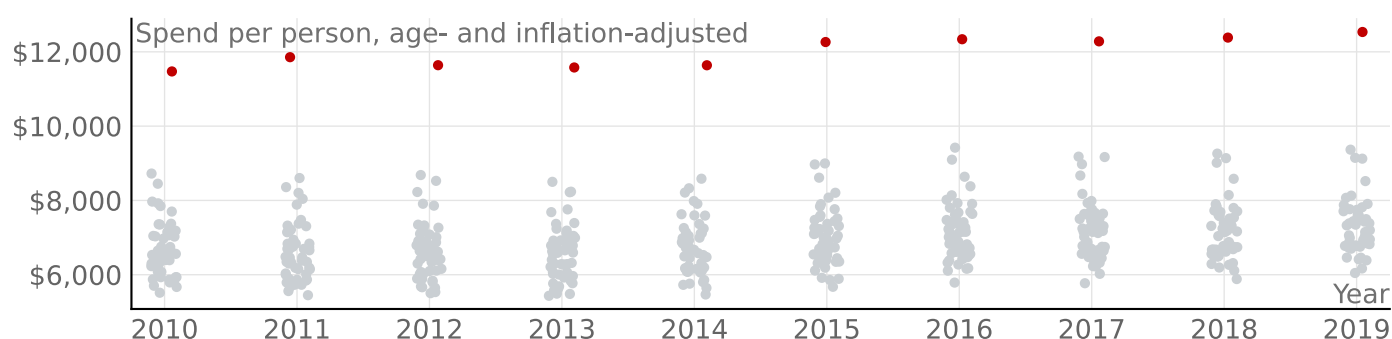


Health Care Spending in the District of Columbia

The Disease Expenditure Study measures health care spending in the US, including in all 50 states, the District of Columbia, and in 3,110 counties from 2010 through 2019. It is the most comprehensive study on US health spending, tracking 148 health conditions, 4 payers (Medicare, Medicaid, private insurance, and out-of-pocket payments) and 7 types of care. Researchers used data from more than 40 billion insurance claims and nearly 1 billion facility records in this study as well as data from surveys. 77% of all US health care spending was captured in this study.

In 2019, the District of Columbia spent **\$8.2B** on health care and ranked **1st** in health care spending per person nationwide.¹

Health spending in the District of Columbia compared to US states (adjusted for age, population, and inflation)



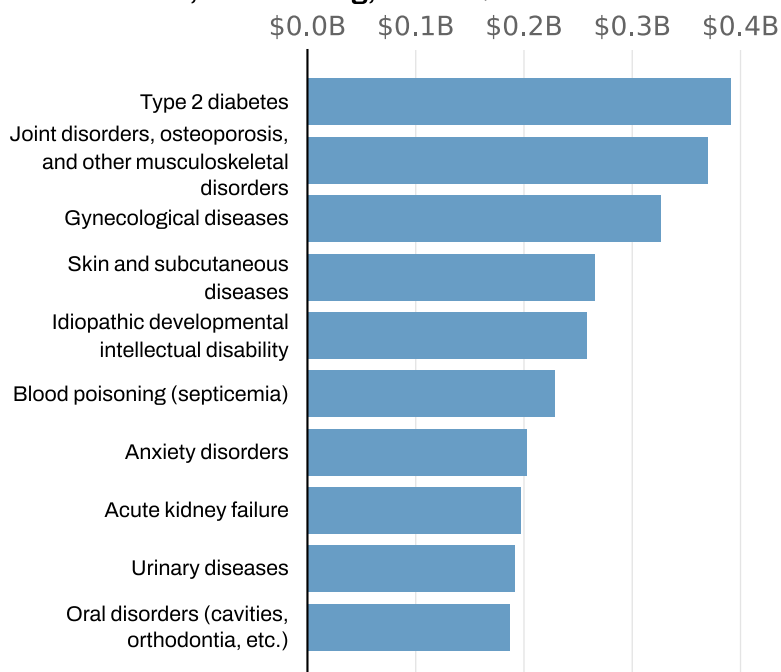
¹Based on age-standardized rates among all 50 states and the District of Columbia, ranked from highest to lowest in 2019.

Patterns of health spending in the District of Columbia differ markedly from leading health problems in the area.

Leading causes of poor health and early death, 2019 ranking, District of Columbia²

1	Ischemic heart disease
2	Interpersonal violence
3	Low back pain
4	Joint disorders, osteoporosis, and other musculoskeletal disorders
5	Chronic kidney disease
6	Stroke
7	Hypertensive heart disease
8	Headache disorders
9	Anxiety disorders
10	Alzheimer's disease and other dementias

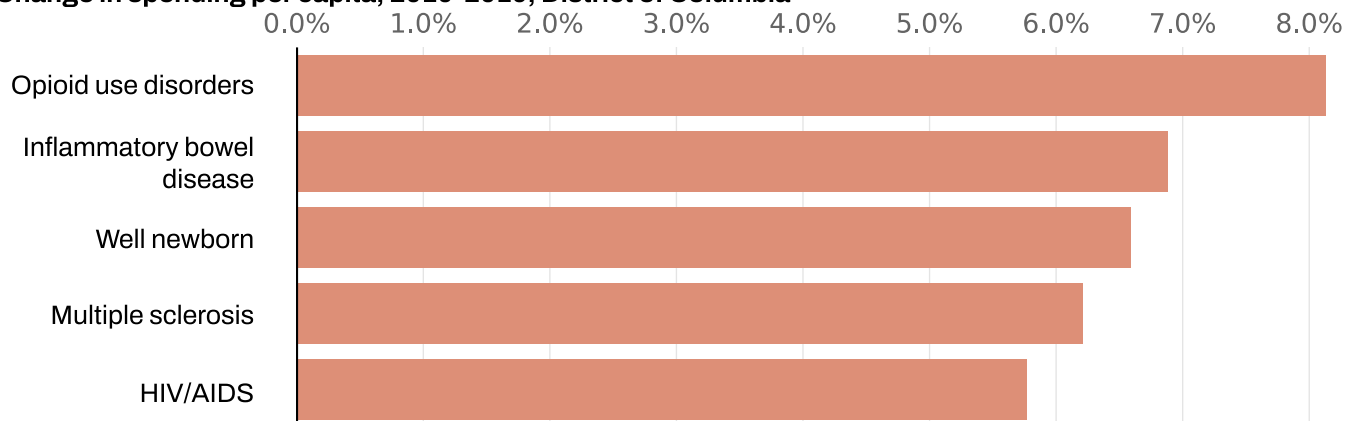
Leading causes of health spending in the District of Columbia, 2019 ranking, billions \$US



²Based on disability-adjusted life years per 100,000 people, all ages, all sexes. Cause list differs from Global Burden of Disease study due to methodological differences.

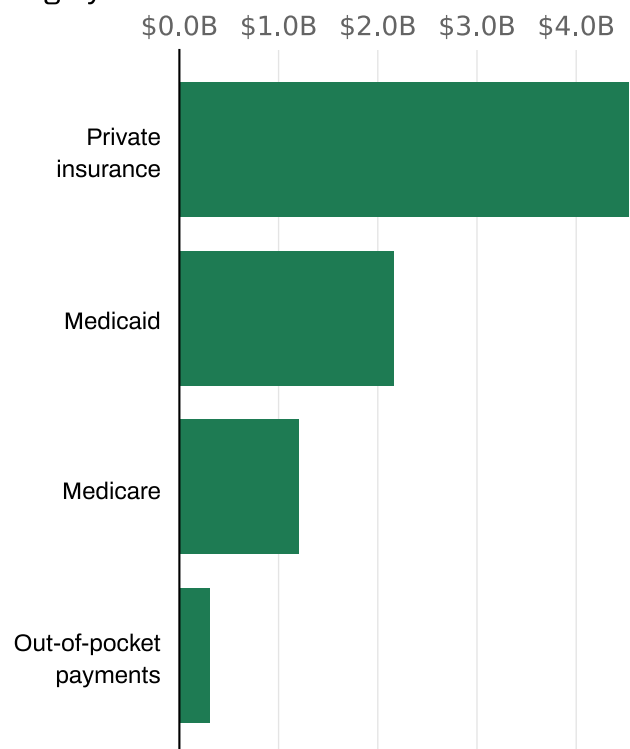
Spending in most areas has grown over time in the District of Columbia³

Change in spending per capita, 2010-2019, District of Columbia



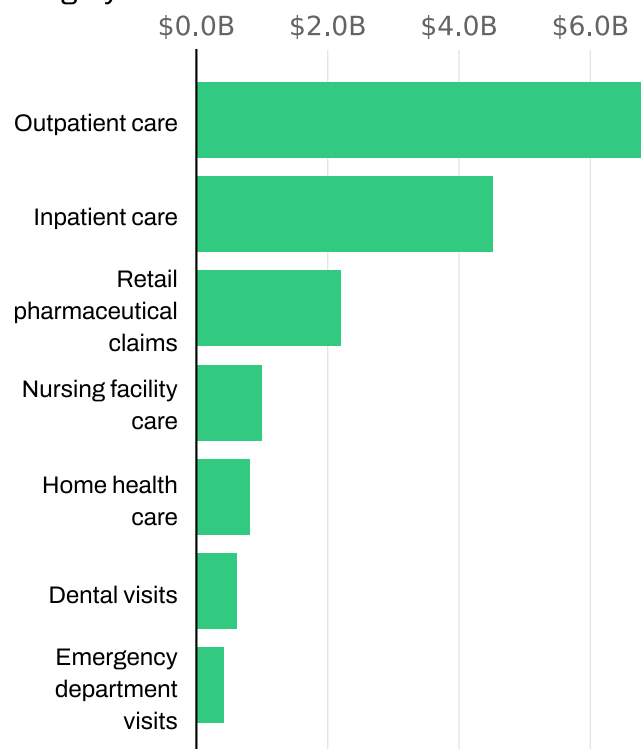
³Percent annual growth rate of spend per capita. Bars show health conditions with highest annual growth rate between 2010 and 2019 among the 50 conditions with highest spending.

Total health spending in 2019 for each payer category in the District of Columbia



Most spending in the District of Columbia is paid for via Private insurance.

Total health spending in 2019 for each type-of-care category in the District of Columbia



Outpatient care and Inpatient care spending is responsible for most spending in the District of Columbia.

About IHME

The Institute for Health Metrics and Evaluation is an independent research organization at the University of Washington. Its mission is to deliver to the world timely, relevant, and scientifically valid evidence to improve health policy and practice. IHME carries out its mission through a range of projects within different research areas including the Global Burden of Diseases, Injuries, and Risk Factors (GBD); Future Health Scenarios; Cost Effectiveness and Efficiency; Resource Tracking; and Impact Evaluations.

For more information, contact:

Dr. Joseph Dieleman

Associate Professor

dieleman@uw.edu