

# Global trends in healthy life expectancy and early death and disability

## Highlights

- » Globally, in 2017, life expectancy was 73 years, but healthy life expectancy was only 63 years. This means on average 10 years of life were spent in poor health in 2017.
- » Trends in early death and disability\*, 1990–2017:
  - » 41% decrease in communicable diseases and neonatal disorders
  - » 40% increase in non-communicable diseases
  - » Large disparities persist in health and disease burden by sex and level of development

## What’s new in this study

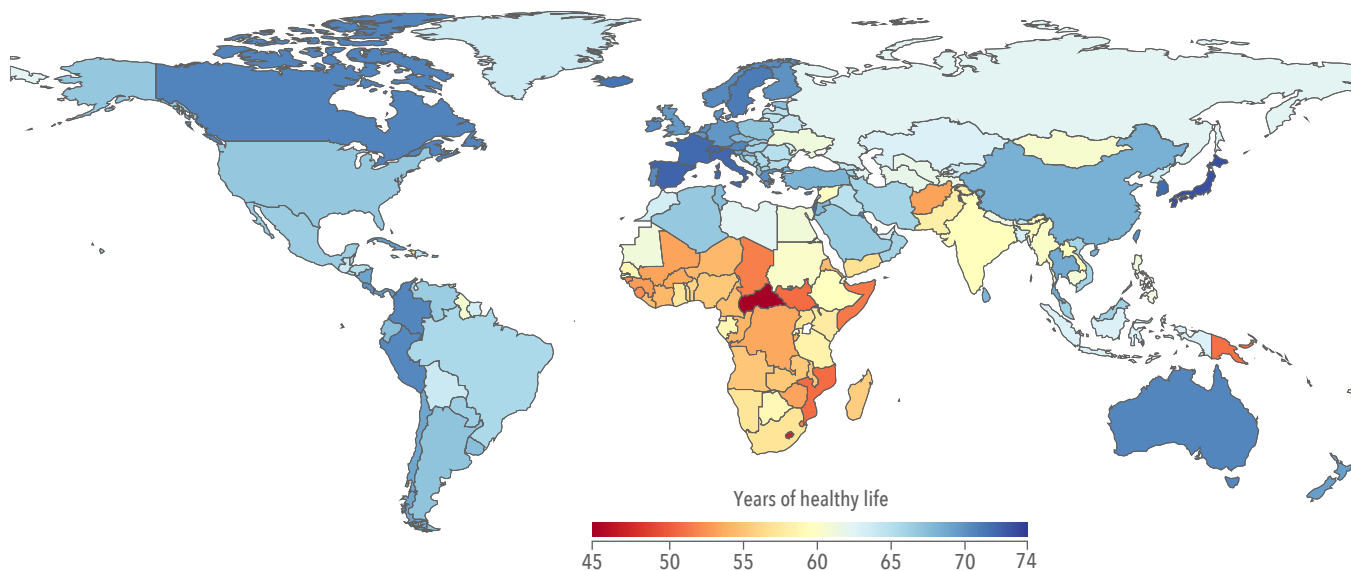
“Global, regional, and national disability-adjusted life-years (DALYs) for 359 diseases and injuries and healthy life expectancy (HALE) for 195 countries and territories, 1990–2017: a systematic analysis for the Global Burden of Disease Study 2017” is based on more data than ever before. Nineteen new causes were added for a total of 359 causes. The study also includes a more detailed analysis of healthy life expectancy.

*\*Early death and disability is measured in terms of number of all-ages disability-adjusted life-years (DALYs).*

## Years someone can expect to live in full health in 2017

There are large inequalities across countries in healthy life expectancy, which is the number of years a person can expect to live in full health, across countries.

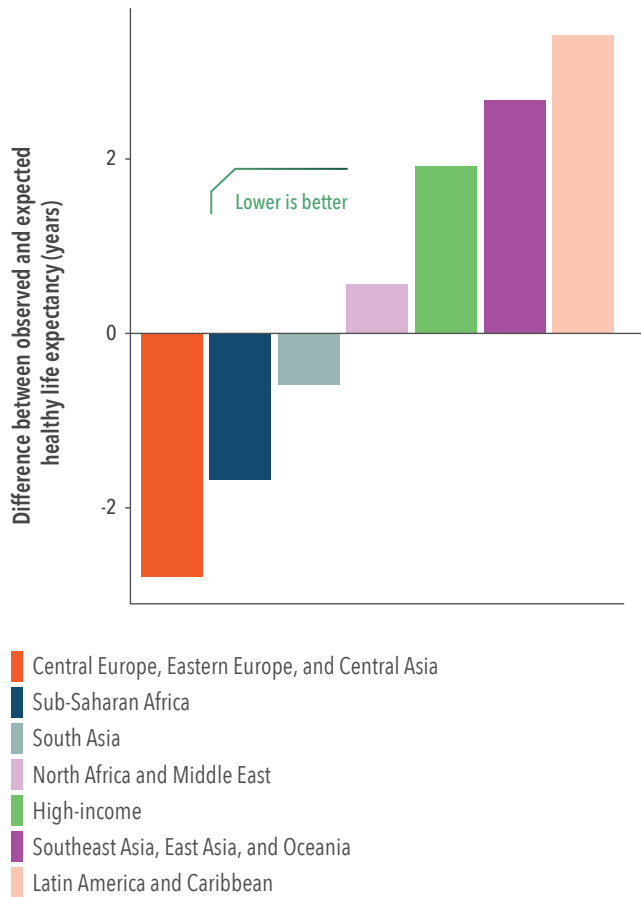
Healthy life expectancy\*\* at birth, both sexes, 2017



\*\*Healthy life expectancy is the number of years that a person at a given age can expect to live in full health, taking into account mortality and disability.

### Performance in healthy life expectancy across regions

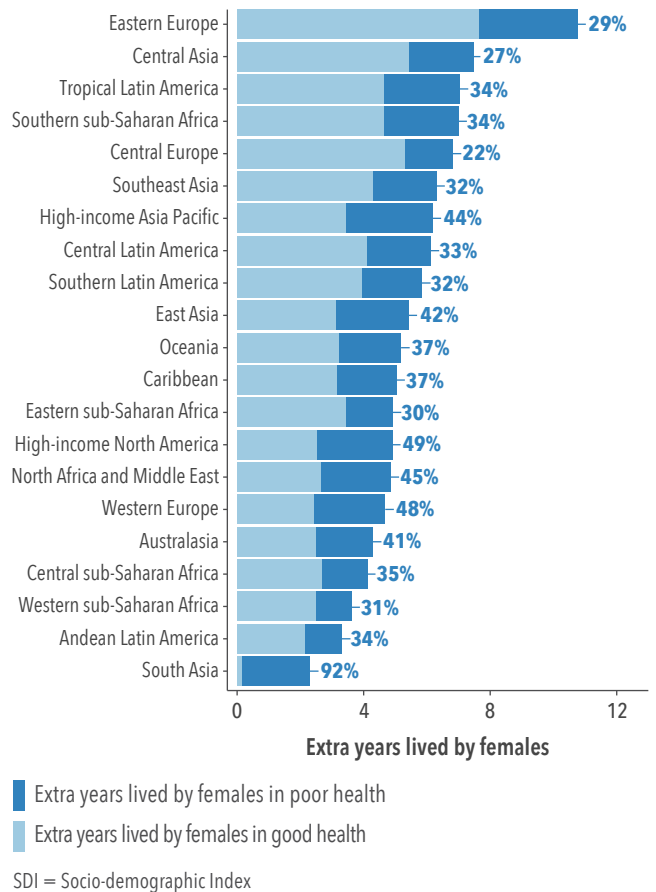
Healthy life expectancy above or below expected\*\*\* amount, GBD super-regions, 2017



\*\*\*Based on level of socioeconomic development

### While females tend to live longer than males, many of these extra years are spent in poor health

Extra years† lived by females compared to males in good health versus poor health, 2017



†Extra years of life expected at birth

### Leading causes of early death and disability‡ at lowest and highest levels of development, 2017

Low Socio-demographic Index (SDI)§ countries

- 1 Neonatal disorders
- 2 Lower respiratory infections
- 3 Diarrheal diseases
- 4 Malaria
- 5 Congenital defects

High SDI countries

- 1 Ischemic heart disease
- 2 Low back pain
- 3 Stroke
- 4 Lung cancer
- 5 COPD

- Communicable, maternal, neonatal, and nutritional diseases
- Non-communicable diseases

‡Ranking based on number of all-ages DALYs

§SDI captures three different aspects of development: income, education, and fertility. COPD = chronic obstructive pulmonary disease.