

HEALTH FOCUS AREAS

Reproductive, maternal, newborn, and child health

The reproductive, maternal, newborn, and child health category casts a wide net, ranging from maternal disorders like maternal hemorrhage and ectopic pregnancy, to neonatal sepsis and jaundice, to vaccine-related funding. Taken together, maternal and neonatal disorders caused the most burden in sub-Saharan Africa and countries like Pakistan and Afghanistan, per the Global Burden of Disease 2017 study. Overall, maternal and neonatal disorders caused nearly 2 million deaths in 2017.

By cause, neonatal preterm birth and neonatal encephalopathy caused the most burden in 2017, leading to nearly 649,000 and 533,000 global deaths, respectively. But strides have been made over the past few decades: since 1990, deaths due to neonatal preterm birth have gone down 49.4%, and deaths caused by maternal hemorrhage have gone down 69.9%, from 128,097 in 1990 to 38,542 in 2017.

Figure 1 shows DAH for reproductive and maternal health by channel between 1990 and 2019. Figure 2, meanwhile, shows newborn and child health DAH by channel between

1990 and 2019. Figures 3 and 4 show newborn and child health DAH and reproductive and maternal health DAH, respectively, between 1990 and 2019.

**2018 and 2019 estimates are preliminary.*

CEPI = Coalition for Epidemic Preparedness Innovations
 NGOs = Non-governmental organizations
 PAHO = Pan American Health Organization
 UNAIDS = Joint United Nations Programme on HIV/AIDS
 UNFPA = United Nations Population Fund
 UNICEF = United Nations Children's Fund
 WHO = World Health Organization

Regional development banks include the African Development Bank, the Asian Development Bank, and the Inter-American Development Bank.

"Other" captures development assistance for health for which we have program area information but which is not identified as being allocated to any of the program areas listed.

FIGURE 1 Development assistance for reproductive and maternal health by channel of assistance, 1990-2019

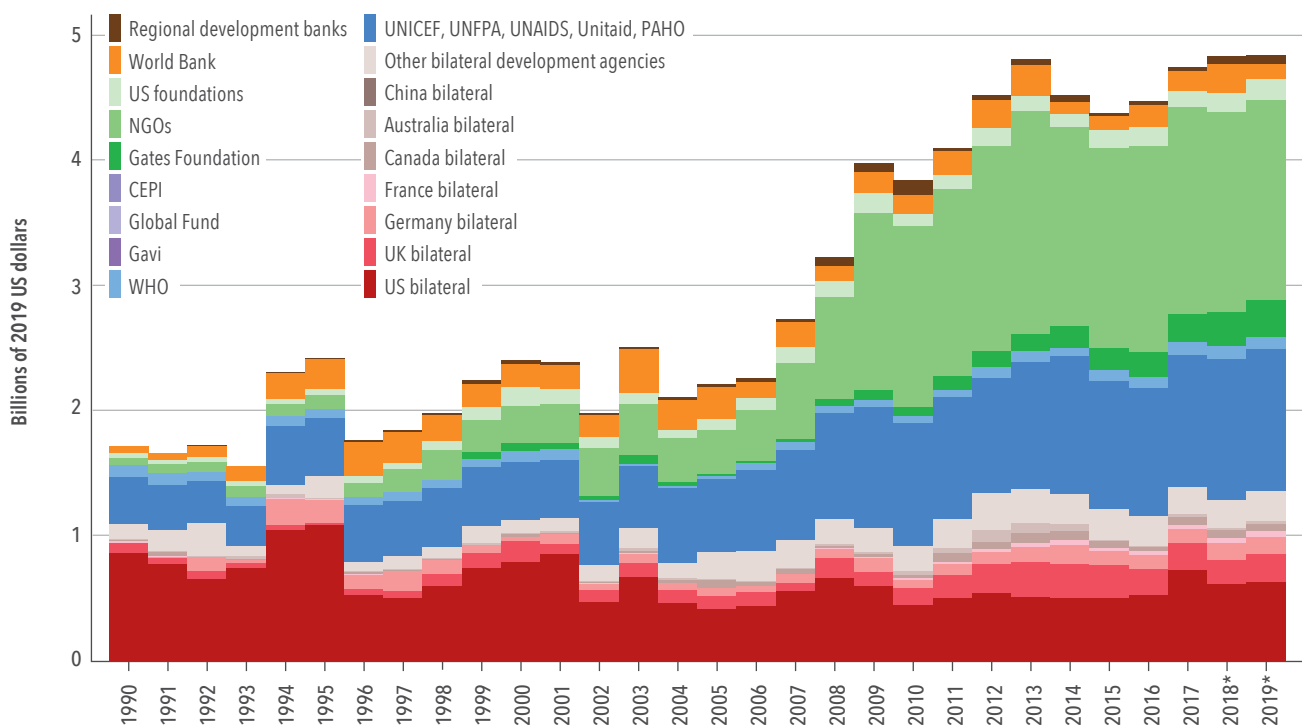


FIGURE 2 Development assistance for newborn and child health by channel of assistance, 1990–2019

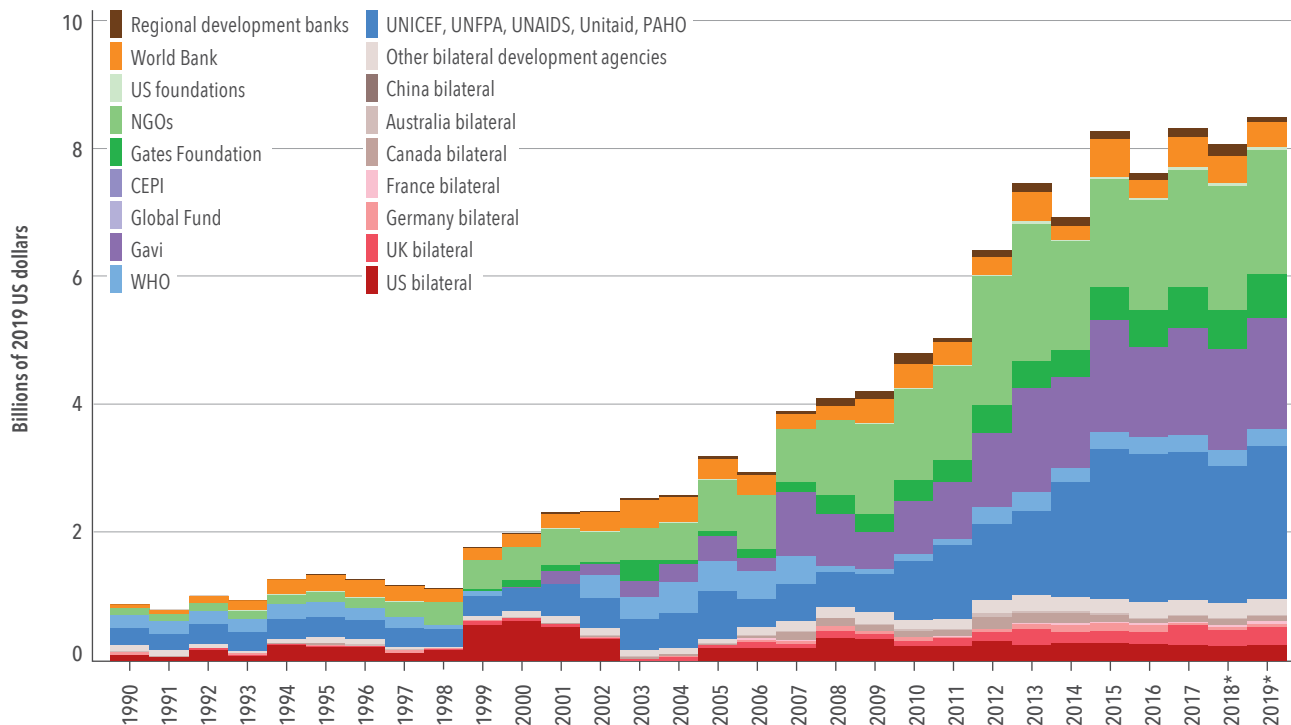


FIGURE 3 Development assistance for newborn and child health by program area, 1990–2019

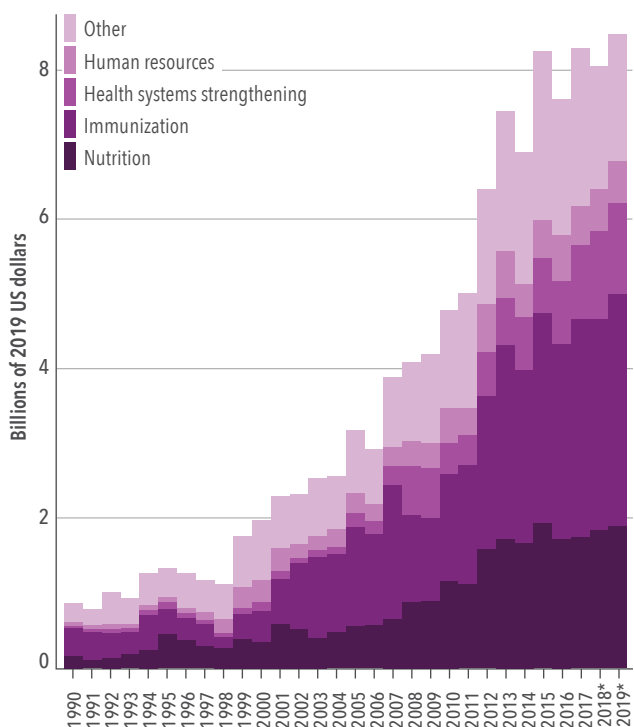


FIGURE 4 Development assistance for reproductive and maternal health by program area, 1990–2019

